



Care Guide

Commercial Care and Maintenance

Caesarstone Delivers Uncompromising Performance

Commercial surfaces have to hold up under a great deal more stress, usage and overall handling than residential surfaces. The unique properties and durability of Caesarstone quartz surfaces lends itself to high-traffic areas, offering a long-term surface solution that requires minimal care and maintenance.

Caesarstone quartz surfaces are hard and nonporous, making it simple to clean. Its quartz aggregate makes it harder and more scratch resistant than either granite or marble and its high-quality polymer binders make it highly resistant to stains. Our surfaces naturally inhibit mold and bacterial growth and never need to be sealed, eliminating any long-term maintenance costs.

Please note that **Natural, Honed, Concrete** and **Rough** finishes require more cleaning than our Polished finishes. Since there is more exposed surface area with these finishes, metal marks, fingerprints and other signs of daily wear will show on these finishes. Most of these marks can be removed with little effort and non-abrasive cleaning products such as Soft Scrub® Liquid Gel with Bleach.





What is Patina?

Patina is a thin layer that variously forms on the surface of stone over 6 months of use. Patina can provide a protective covering to materials that would otherwise be damaged by corrosion or weathering. They may also be aesthetically pleasing. Caesartone surfaces are designed to acquire a natural patina which adds to the character of the surface, yet remains easy to clean and maintain. It is not a blemish or stain.

Guidelines:

- Countertops are not sold with patina. Natural patina can take around 6 months to form using regular mild cleaners, soap and water, Windex, etc.
- Patina forms on all quartz products unless bleach based cleaner is used regularly
- All colors become slightly darker and shinier
- **No sealer of any kind** should ever be used
- May be called something different but still acts like a sealer
- Sealer leaves a topical film that makes cleaning even harder over time

Routine Cleaning

Caesarstone quartz surfaces require only simple and routine care to maintain its good looks. In most cases, soap and water or a mild detergent is all that is required to maintain the Caesarstone shine. For tougher blemishes, apply a non-abrasive cleaner such as Soft Scrub® Liquid Gel with Bleach or a mild degreaser on a damp cloth and wipe the surface. Rinse with warm water to wash away the residue and dry with paper towel.

Weekly, the surface should be cleaned with Soft Scrub® Liquid Gel with Bleach and thoroughly dried. We recommend a thorough cleaning of the Caesarstone surface on a regular basis (because of the patina that will develop on the surface from day-to-day use) to keep the surface as beautiful as the day it was installed. **If you have heavy patina build-up from using non-approved cleaners, please contact our Customer Care department for detailed instructions on how best to remove it.**



RBA Group | Hotel Indigo
Mount Pleasant, SC
Benjamin Galland Photography
5031 Starbuck Mammus



Official Design | Citivas Capital Group
Dallas, TX
1141 Pure White



Claire Zimnecker | Hank's Restaurant
Austin, TX
5143 White Attica

Common Spills and Stubborn Food Stains

Includes stains such as: ink, markers, paint, food coloring, herbs and spices, red wine, mustard, coffee/tea, fruits



5143 White Attica

Cleaning product:

- Soap or mild detergent
- Soft Scrub ® Liquid Gel with Bleach

Instructions:

Thoroughly rinse off the soap or mild detergent with warm water after use and dry with soft cloth or paper towel. If needed, apply a generous amount of a non-abrasive cleaner, such as Soft Scrub ® Liquid Gel with Bleach, to a damp soft cloth (not directly onto the surface). Wipe the area using a circular motion, rinsing thoroughly with water and dry with soft cloth or paper towel.

Those wishing to use environmentally safe cleaners may also use a combination of 50/50 vinegar and water, rinsing and drying the surface thoroughly afterwards.

Dried Spills

Includes adhered material such as: food, gum, nail polish

Cleaning product:

- Soft Scrub® Liquid Gel with Bleach

Instructions:

To remove adhered material, first carefully scrape away the excess material with a plastic putty knife and then clean the surface with a damp cloth to remove any marks left behind and any residual dirt. **Do not use any abrasive pads** to clean tougher dirt as abrasives can damage the finish/sheen of your countertops.



5211 Noble Grey



Claire Thomas | Sweet Label Bakery
Los Angeles, CA
5211 Noble Grey



12

Poke Me
South Yarra VIC, Australia
4033 Rugged Concrete

Oil (Synthetic or Natural)

Includes stains such as: olive oil, canola oil, machine oils


Cleaning product:

- Soft Scrub® Liquid Gel with Bleach
- Dawn Soap

Instructions:

Apply a delicate cleaning product on the surface if necessary (soap and water often suffice) and allow it to sit for five minutes. Wipe clean with a damp cloth and material disintegrates with ease.

Avoid soaps with plant oils as they may leave a film build-up on the surface.



4033 Rugged Concrete

13

Cosmetics


Includes stains such as: hair shampoo, medical creams, make-up

Cleaning product:

- Soft Scrub® Liquid Gel with Bleach

Instructions:

Apply the cleaning product to a damp cloth. After a few seconds, wipe with a clean cloth and water then wipe dry.



5141 Frosty Carina



Tracy Interiors | HC Studio
Brookline, MA
Chelsea Kyle Photography
Frosty Carina 5141



Metal and Rust Marks


Includes marks such as: knives and metal pots

Cleaning product:

- Bar Keepers Friend Powder

Instructions:

Special use for spot cleaning ONLY. Because of the abrasive nature of this cleaner, use Bar Keepers Friend Powder only as follows: Place a small amount on a damp cloth. Using very light pressure, wipe the area where the marks are in a circular motion, rinsing thoroughly with warm water and dry with a soft cloth or paper towel. **Do not use a scouring pad.**



4004 Raw Concrete

Other


Includes stains such as: soap stains, hard water deposits, blood, glue from adhesive tape

Cleaning product:

- Soft Scrub ® Liquid Gel with Bleach
- Alcohol
- 50/50 combination of vinegar and water

Instructions:

Soft Scrub ® Liquid Gel with Bleach should remove most dirt and spills. For tougher spills or dried-on stains, apply alcohol to a cloth and let sit for a few minutes. Wipe clean with a damp cloth or paper towel then dry the surface. To remove hard water deposits, treat the surface with a 50/50 combination of vinegar and water before wiping.



5141 Calacatta Nuvo



Dan Brunn Architecture | Coffee for Sasquatch
Los Angeles, CA
Aubrey Pick Photography
5131 Calacatta Nuvo

Are There Any Chemicals or Cleaners to Avoid?

Prolonged exposure to any cleaning solutions may cause permanent damage/discoloration to the countertop surface. Avoid exposing Caesarstone to chemicals, such as oven grill cleaners, floor strippers, paint removers/strippers, oil soaps, toilet bowl cleaners, tarnish removers, furniture cleaners, drain products, battery acid, dishwasher detergent, etc. Should your surface accidentally be exposed to any potentially damaging products, rinse immediately with water to neutralize the effect.

Chemicals:

Avoid contact with products containing trichloroethane or methylene chloride (such as paint removers or strippers), abrasives, alkaline levels with a pH greater than 8, hydrofluoric acid, liquid bluing, gentian violet and aggressive cleaning compounds like oven or grill cleaners.

Acids:

Caesarstone quartz is not affected by solutions of common acids including hydrochloric, muriatic and sulfuric acids. In concentrated solutions, after exposures of 24 hours, some acids such as nitric acid will discolor the surface, though they will not compromise the strength of the material. Hydrofluoric acid spills should be cleaned immediately because it will react with quartz. In the event of accidental exposure to these products, thoroughly rinse the surface with clean water as soon as possible; take care to protect skin and eyes.

Bases:

Sodium hydroxide and potassium hydroxide in 10% or higher concentrations will etch Caesarstone surfaces; spills should be cleaned immediately. In household concentrations, such as those found in home drain cleaners, sodium and potassium hydroxide have no effect on the surface though we recommend cleaning all spills as soon as possible.

Staining Agents:

Caesarstone quartz resists common laboratory staining agents. It is not permanently stained by povidone-iodine (Betadine), potassium permanganate or tincture of iodine. Residual stains of Betadine or iodine on light-colored surfaces cleans off with chlorine bleach. Black and dark colors of Caesarstone quartz show no stain from these agents. Some colors of Caesarstone quartz can be stained by prolonged contact with solutions of gentian violet, blue ink and some lipsticks.

Solvents:

Caesarstone quartz resists a wide range of commercial and industrial solvents. Household cleaners and industrial strength solutions of methyl ethyl ketone (MEK) have no effect on Caesarstone surfaces. Solvents that can be safely used in pure concentrations only on the surface include:

- Acetone
- Mineral Spirits
- Methylene Chloride
- Lacquer Thinner
- Isopropyl Alcohol
- Trichloroethane

Intense Heat:

Caesarstone quartz tolerates brief exposures to moderately hot temperatures. **Trivets or hot pads should always be used.**



Garrison Hallinger Interior Design
Vector Apartments | Hillsboro, OR
Blackstone Edge Studios
5003 N. Ira Gray

How Durable Is Caesarstone Quartz?

Tough, yes. Indestructible, no. Caesarstone is resistant to cracks, scratches and stains. However, like most materials, force and/or pressure from objects can damage the surface. As with any surface, Caesarstone can be permanently damaged by exposure to strong chemicals and solvents. **Use of a minimum 1/8" radius on an edge detail profile can reduce the susceptibility for chipping on the edge.** **A greater profile radius (minimum 1/4") is recommended for high traffic areas,** such as sink areas and commercial installations.

Caesarstone surfaces are scratch resistant; however, **avoid using sharp objects such as knives or screwdrivers directly on the surface.** The use of a cutting board is always recommended.

How Does Caesarstone Withstand Heat?

Caesarstone can withstand very brief exposure to moderate heat, however, any stone material can potentially be damaged by sudden and rapid temperature changes, especially near the edges. Therefore, the best course of action to prevent discoloration or cracking is to always use an insulator/trivet. **Do not put hot cookware directly on the Caesarstone surface.**

Commercial Lifetime Warranty

As a leader in our industry, we are committed to the highest quality of our products' technical characteristics, sustainability and certification, which allows us to extend a Caesarstone Lifetime Warranty. All valued solutions include this lifetime warranty along with full technical assistance for commercial applications.



Avoid the need for constant maintenance or replacement of materials. You can have peace of mind that your Caesarstone is going to last—even in high-traffic areas.

Register your warranty online [here](#).





Caesarstone quartz surfaces combine high-quality craftsmanship, impressive durability, low cost of ownership and style versatility. From bathroom vanities and partitions to concierge counters, enjoy peace of mind knowing Caesarstone quartz surfaces are completely worry-free. It's the smart choice for owner-developers, architects, designers and other building professionals.



Cover Image
Garrison Hullinger Interior Design
Vector Apartments | Hillsboro, OR
Blackstone Edge Studios
5003 Piatra Grey

Corporate Office

1401 W. Morehead St.
Charlotte, NC 28208

T 877.9QUARTZ
F 818.779.0099

info@caesarstoneus.com
www.caesarstoneus.com