

TRADE  
HANDBOOK



# TABLE OF CONTENT

3	ABOUT VETRAZZO
4	HANDCRAFTED IN AMERICA
6	VETRAZZO PRODUCT
7	FINISHES
8	SUSTAINABILITY AND LEED
9	<i>CLASSIC COLLECTION</i>
10	PRODUCT DESCRIPTION
11	FABRICATION & INSTALLATION
12	CARE & MAINTENANCE
14	<i>DESIGNER COLLECTION</i>
15	PRODUCT DESCRIPTION
16	FABRICATION & INSTALLATION
17	CARE & MAINTENANCE
18	WARRANTY

---

## ABOUT VETRAZZO

---

THE VETRAZZO STORY BEGAN IN 1996, WHEN A BRILLIANT SCIENTIST FROM BERKELEY, CALIFORNIA, WHO WAS FASCINATED BY THE PROPERTIES OF GLASS, INVENTED AN ENTIRELY NEW PRODUCT. HE DEVELOPED AN INNOVATIVE MIX OF RECYCLED GLASS THAT COULD BE USED TO CREATE HIGHLY DURABLE, BEAUTIFULLY COLORED PANELS.

Patented 10 years later, Vetrazzo was initially manufactured in the refurbished Ford Assembly Plant in nearby Ford Point, California.

Back when "green" was just a color, this avant-garde product was already using a rich, stunning array of both rare and ordinary glass to create these unique pieces, each a precious gem.

Four years later, Polycor Inc, North America's largest, most diversified fully-integrated granite and marble group, acquired Vetrazzo and moved production to the Polycor Georgia Marble plant in Tate, Georgia, just outside Atlanta.

With their innovative manufacturing process, intensive research and development and in-depth knowledge of the panel market Polycor brought Vetrazzo into the spotlight. Research into different types of patinas, the development of the new Sea Pearl finish and creation of the Coastal Collection are just a few examples of recent advances.



Yet the dedication to producing a unique, handcrafted American-made product remains true to the Vetrazzo name. Our glass pieces are always meticulously selected, we are constantly improving the quality of our composites, and the finish is diligently inspected.

Our artisans craft each individual panel with care, and each piece of glass is placed by hand. Vetrazzo is truly the epitome of advanced design, skilled engineering and painstaking artisanal know-how. The result is an authentic work of art that tells a story in every incredible surface!



**VETRAZZO**  
HANDCRAFTED IN AMERICA

---

## HANDCRAFTED IN AMERICA

---

VETRAZZO IS A PRODUCT OF AMERICAN KNOW-HOW ALWAYS PROUDLY MANUFACTURED IN THE USA.

Each Vetrazzo panel is proudly produced by hand in Tate, Georgia, USA, and each is a masterpiece of engineering, design and sustainable development.

Our precious sources of glass are carefully chosen in a process that calls for painstaking research and meticulous quality control.

The pieces of glass are introduced into the composite and placed by hand to ensure the smooth, uniform surface that enhances the beauty of the finished product.

Each Vetrazzo panel is a unique, artisan-made product that has been handled with care and expert attention to detail.

Most of our products are made-to-order: during the three weeks of fabrication, we use our combined expertise to create a unique Vetrazzo panel for your project.

This unique product becomes the start of a new story that will make you proud.

### VETRAZZO: HANDCRAFTED IN AMERICA.

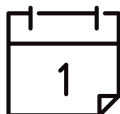


---


### HANDCRAFTING YOUR EXCLUSIVE VETRAZZO PANEL REQUIRES:



8 EXPERTS



1 FULL DAY



1-4 WEEKS  
OF DRYING



560 LBS  
RECYCLED GLASS

---

## HANDCRAFTED IN AMERICA

---

1

**8 different people** work on the fabrication of each panel.

The recipe for each color is prepared with consistency and precision: such precise factors as humidity, the weight of ingredients and temperature are carefully measured.

2

Each mix is produced **on-demand** for each panel.

During the fabrication process, **glass pieces are crushed and meticulously chosen** to create a harmonious blend. This is a work of art!

Each panel is **inspected and polished four times** to eliminate any possible imperfections.

4

To make sure that each piece of glass is correctly placed, the panel then goes onto a vibration table.

7

The panel is then dried for **1 to 4 weeks**.

---

ATTENTION TO DETAIL AND PATIENCE GO INTO THE CREATION  
OF EACH VETRAZZO WORK OF ART.

---





## VETRAZZO PRODUCTS



LIMITED EDITION

**FAIR PEARL**  
G - D/L



LIMITED EDITION

**EMERALD COAST**  
CATEGORY 4  
G - C/D



**CHIVALRY BLUE**  
CATEGORY 4  
G/SP - C/D



**MARTINI FLINT**  
CATEGORY 1  
G/SP - C/D



**CUBIST CLEAR**  
CATEGORY 3  
G/SP - C/D



LIMITED EDITION


**UMBO WHITE**  
CATEGORY 4  
G - C/D



**GLASS HOUSE**  
CATEGORY 2  
G/SP - C/D

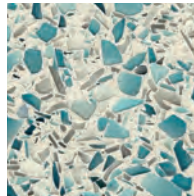


**PALLADIAN GRAY**  
CATEGORY 4  
G/SP - C/D



LIMITED EDITION

**AQUA CURRENT**  
G - D/L



**FLOATING BLUE**  
CATEGORY 4  
G/SP - C/D



LIMITED EDITION

**BRETAGNE BLUE**  
CATEGORY 4  
G - C/D



LIMITED EDITION

**AMETHYSTOS**  
CATEGORY 5  
G - C/D



LIMITED EDITION

**ORCHID REFLECTION**  
G - D/L




LIMITED EDITION

**CLASSIC BLACK**  
G - D/L

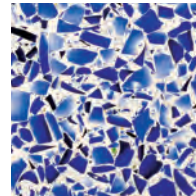


**COOL TITANIUM**  
CATEGORY 1  
G/SP - C




LIMITED EDITION


**MILLEFIORI**  
CATEGORY 5  
G/SP - C/D



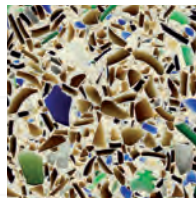
**COBALT SKY**  
CATEGORY 2  
G/P/SP - C/D



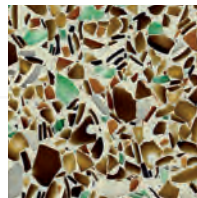
**COFFEE HOUSE**  
CATEGORY 2  
G/SP - C



**BISTRO GREEN**  
CATEGORY 2  
G/P/SP - C/D



**CHARISMA BLUE**  
CATEGORY 2  
G/P/SP - C/D



**ALEHOUSE AMBER**  
CATEGORY 2  
G/P/SP - C/D



LIMITED EDITION

**RUBY RED**  
CATEGORY 6  
G/P/SP - C/D


**G** - GLOSS FINISH  
**P** - WITH PATINA  
**SP** - SEA PEARL FINISH  
**C** - CLASSIC COLLECTION  
**D** - DESIGNER COLLECTION  
**L** - LAURA U EDITION

## FINISHES



### GLOSS FINISH

All of Vetrazzo's products are available in a gloss finish, with glass mixed throughout the full thickness of the panel. The polished edges reveal even more gorgeous dimensions of the glass. Vetrazzo uses 100% recycled glass.



### PATINA

Some Vetrazzo panels are available with a patina surface colour added through the application of acid stain. This simple technique increases the material's aesthetic flexibility.



### SEA PEARL FINISH

Some of Vetrazzo's products are available in Sea Pearl finish. What is so unique about this finish is that you can feel the texture of the glass on the surface, but the finish is close to matte. Contact your distributor for availability and technical data.



---

## SUSTAINABILITY & LEED

---

### LEED CREDIT CONTRIBUTION

Vetrazzo provides a stunning and distinctive green signature for LEED projects. At Vetrazzo, we are committed to the highest sustainability standards. We work hard to source local glass and we use only recycled, unprocessed glass in our manufacturing. In fact, many of our designs are made from recycled glass obtained directly from local curbside recycling programs. When installed, Vetrazzo sources, each with their unique story of the glass, provide a focal point to spark conversation about the importance of recycling and sustainable building practices.





# CLASSIC COLLECTION



	CLASSIC
PRODUCT FOCUS	RESIDENTIAL   INDOOR & OUTDOOR
THICKNESS	3 CM
SIZE	9' X 5'
FINISHES	GLOSS, PATINA & SEA PEARL

*Classic Collection* is made for residential indoor and outdoor usage, is heat and UV resistant, and is available in all Vetrazzo colors.

## PRODUCT DESCRIPTION



### APPLICATIONS

VETRAZZO *CLASSIC COLLECTION* CAN BE USED IN A VARIETY OF COMMERCIAL AND RESIDENTIAL APPLICATIONS:

- countertops
  - bar tops
  - hearths / fireplace surrounds
  - tub decks
  - shower surrounds
  - tables and desks
  - islands
  - vanities
  - outdoor kitchens / BBQs\*
- \*not warranted in freeze / thaw conditions

### PRODUCT DIMENSIONS

Vetrazzo *Classic Collection* panels are approximately 9' x 5', 3 cm thickness. Vetrazzo *Classic Collection* weighs approximately 15 lbs/sq. ft.




### TOLERANCES

**JOINT (SEAM) WIDTHS:** Between two panels the joint should be 1/16" with a tolerance of  $\pm 1/64$ " for a typical countertop application.

**LIPPAGE:** Maximum permissible height difference should be 1/32" limited to the center, front to back. The front planes need to align visually, the rear planes need to align enough to allow for a successful backsplash installation.

**PANEL THICKNESS:** Variance should be limited to 1/8" for panels used in the same project.

## FABRICATION TECHNIQUES & TOOLS



Fabrication equipment and tools used for granite fabrication, such as CNC machines and gantry saws, may be used to fabricate *Vetrazzo Classic Collection* panels.

Diamond saw blades and core bits are strongly recommended and will yield the best results.

As with all materials, avoid stress fractures when possible by using a radius on inside corners.



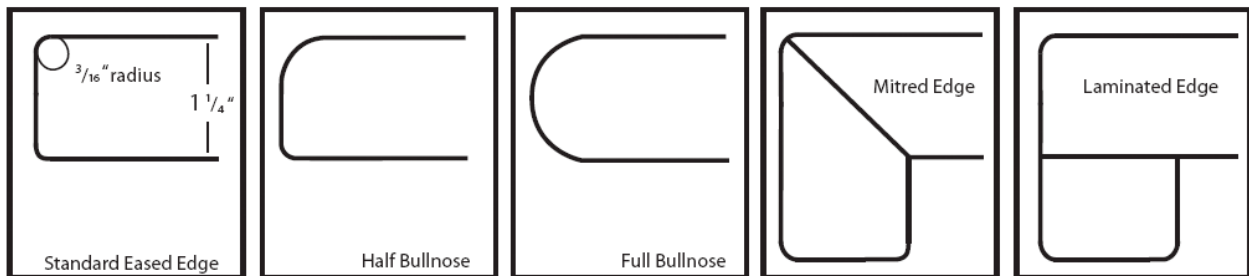
Since every shop will have different equipment, experiment with speed, feed rate, diamond cutting blade size and type to determine what works best. Too aggressive an approach may cause excessive dislodging and chipping of glass along the cut. Inspect cutting tools frequently to ensure the highest quality results.

Diamond pads are recommended for grinding and polishing. 50 grit pads should be used to remove cutting marks, deep scratches and minor shaping. If working wet, squeegee regularly to inspect and evaluate progress. Proceed to the next grit levels: 100, 200, 400, 800, 1500, 2000, **end with 3000 for the full gloss factory finish.** We recommend Braxton-Bragg and Alpha products.

## EDGING

The profile edge of *Vetrazzo Classic Collection* offers another view of the incorporated glass; the cross section has its own inherent beauty. Simple edge treatments best showcase this unique perspective. **We recommend a minimum 3/16" edge radius.** Be aware that sharper edges are more prone to chipping and dislodging of glass. Below are some common edge details fabricators have successfully created with *Vetrazzo Classic Collection*. If a more complicated edge detail is requested, test it first.

Polycor Vetrazzo Inc. does not warranty glass chipping or dislodging. Edges are the responsibility of the fabricator.



*Image courtesy of Marble Institute of America from the "Residential Stone Countertop Installation Module" (rev. 2005)*

## CARE & MAINTENANCE

VETRAZZO *CLASSIC COLLECTION* IS AN EXTREMELY DURABLE AND EASY-TO-MAINTAIN SURFACE. IT IS COMPARABLE TO GRANITE IN STRENGTH, SCRATCH RESISTANCE, HEAT RESISTANCE, DURABILITY, CARE AND MAINTENANCE.

CARING FOR VETRAZZO *CLASSIC COLLECTION* SURFACES IS AS EASY AS CARING FOR NATURAL STONE. HERE ARE A FEW TIPS TO HELP KEEP YOUR VETRAZZO *CLASSIC COLLECTION* AS GORGEOUS AS IT WAS WHEN FIRST INSTALLED.



### CLEANING

The surface should be wiped clean using a damp cloth. To remove dried spots or rings, use a mild detergent or liquid soap with a damp cloth.

To maintain the finish, apply marble polish (we recommend Goddard's) two or three times a year.



### MAINTENANCE

We recommend that you reseal the surface once a year to keep it looking like new.

Apply the sealant, let it sit for about 20 minutes, then wipe it off. VOC-free sealants are also available.

We also recommend applying a coat of marble wax such as Goddard's Granite and Marble Polish every six months to protect the surface.

A simple test can help determine the condition of the sealer: if a bead of water is absorbed by the surface, it's time to apply a fresh coat. Follow the product manufacturer's recommendations.



## CARE & MAINTENANCE

### PRODUCTS TO AVOID

**Some solvents and household products can damage the surface:**

- Abrasive cleaners (like Comet and Spic and Span)
- Rust and paint removers
- Lacquer thinner
- Nail polish remover
- Other solvents
- Oven/metal/toilet/tile and drain cleaners

If contact with any of these products occurs, wipe up immediately and wash the area thoroughly with a mild soap solution, then rinse with water.

### STAINS AND DAMAGE

Vetrazzo *Classic Collection* is resistant to common household stains but, like granite, can be damaged or stained by prolonged exposure to foods with high acidic content or strong staining properties such as lemon juice, other citrus juices, wine and coffee.

These acids may etch the surface, causing a dull appearance. This can be easily repaired by an authorized fabricator.

**If stain removal is necessary, you can call a professional fabricator, or you can try to remove the stain yourself using this effective poultice recipe. More than one application may be necessary:**

- Non-scented, oil-free talcum powder, found at most supermarkets or pharmacies
- Hydrogen peroxide (full strength)

Mix the talcum powder and hydrogen peroxide into a thick paste, apply to the stain and cover with cling film, e.g. Saran Wrap. Tape the edges of the film to the surface to slow the drying time of the mixture, allowing it to draw out the staining agent.

Use low-tack tape that will not leave a residue.

It may take two to three days for the poultice to dry completely. Once dry, scrape the poultice off with

a razor blade. Be careful not to scratch the surface. Inspect the area and repeat if necessary.

#### **Important!**

Reapply sealants and wax after stain removal.

Be sure to reapply sealants after stain removal according to the manufacturer's instructions. Recommended product: StoneTech Impregnator. Once the re-sealant process is completed and the sealant has dried, apply and buff a protective wax such as Goddard's Marble Wax.

#### **Repairs**

Vetrazzo *Classic Collection* is extremely durable and may never need repairs. However, should it become damaged, contact your Vetrazzo *Classic Collection* certified fabricator.

Just like the edge of granite can become damaged, a piece of glass may chip out of the edge. If possible, keep the piece of glass. The fabricator will re-adhere it or otherwise repair the damage.

# DESIGNER COLLECTION



	DESIGNER
PRODUCT FOCUS	COMMERCIAL   INDOOR
THICKNESS	1, 2, 3 CM
SIZE	MADE TO MEASURE (MAXIMUM 9' X 5')
FINISH	GLOSS

*Designer Collection* is made to measure, is ideal for commercial indoor usage, flooring and high traffic areas, and is non-porous and stain resistant.

## PRODUCT DESCRIPTION



### APPLICATIONS

VETRAZZO *DESIGNER COLLECTION* CAN BE USED IN A VARIETY OF COMMERCIAL AND RESIDENTIAL APPLICATIONS:

- countertops
- bar tops
- tub decks
- shower surrounds
- tables and desks
- islands
- vanities
- floors / walls

\*not warranted in freeze / thaw conditions

### PRODUCT DIMENSIONS

Vetrazzo *Designer Collection* is manufactured in 9' x 5' slabs, available in 3cm, 2cm and 1cm thicknesses and weighing approximately 700 pounds. Vetrazzo *Designer Collection* weighs approximately 12 lbs/sq. ft. for 2 cm and 17 lbs/sq. ft. for 3 cm.




### TOLERANCES

**JOINT (SEAM) WIDTHS:** Between two panels the joint should be 1/16" with a tolerance of  $\pm 1/64$ " for a typical countertop application.

**LIPPAGE:** Maximum permissible height difference should be 1/32" limited to the center, front to back. The front planes need to align visually, the rear planes need to align enough to allow for successful backsplash installation.

**PANEL THICKNESS:** Variance should be limited to 1/8" for panels used in the same project.

## FABRICATION TECHNIQUES & TOOLS



Fabrication equipment and tools used for granite fabrication, such as CNC machines and gantry saws, may be used to fabricate *Vetrazzo Designer Collection* panels.

Diamond saw blades and core bits are strongly recommended and will yield the best results.

As with all materials, avoid stress fractures when possible by using a radius on inside corners.

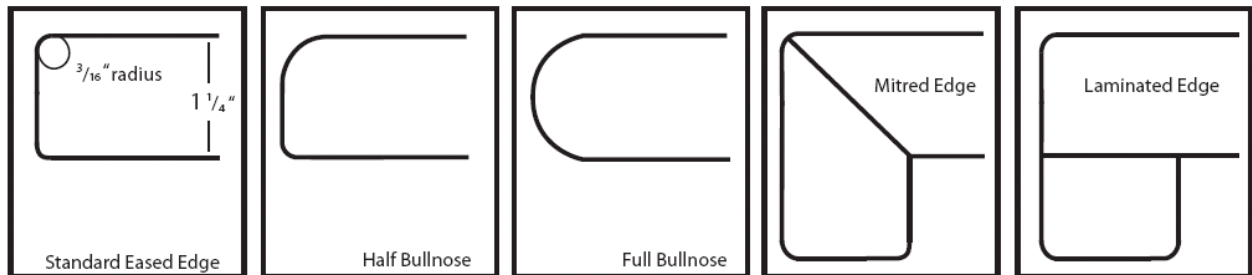
Since every shop will have different equipment; experiment with speed, feed rate, diamond cutting blade size and type to determine what works best. Too aggressive approach may cause excessive dislodging and chipping of glass along the cut. Inspect cutting tools frequently to ensure the highest quality results.

50 grit pads should be used to remove cutting marks, deep scratches and minor shaping. It is recommended to always polish edges using water. Proceed to the next grit levels: 100,200,400, 800, 1500, 2000, end with 3000 for the full gloss factory finish. We recommend high quality wet diamond polishing pads formulated for engineered stone such as those available from Braxton Bragg and Alpha. Do not surface polish the face of the slab.

## EDGING

The profile edge of *Vetrazzo Designer Collection* offers another view of the incorporated glass; the cross section has its own inherent beauty. Simple edge treatments best showcase this unique perspective. **We recommend a minimum 3/16" edge radius.** Be aware that sharper edges are more prone to chipping and dislodging of glass. Below are some common edge details fabricators have successfully created with *Vetrazzo Designer Collection*. If a more complicated edge detail is requested, test it first.

Polycor Vetrazzo Inc. does not warranty glass chipping or dislodging. Edges are the responsibility of the fabricator.



*Image courtesy of Marble Institute of America from the "Residential Stone Countertop Installation Module" (rev. 2005)*



## CARE & MAINTENANCE

VETRAZZO *DESIGNER COLLECTION* IS AN EXTREMELY DURABLE AND EASY-TO-MAINTAIN SURFACE. IT IS COMPARABLE TO GRANITE AND QUARTZ IN STRENGTH, SCRATCH RESISTANCE, HEAT RESISTANCE, DURABILITY, CARE AND MAINTENANCE. HERE ARE A FEW TIPS TO HELP YOU KEEP YOUR VETRAZZO *DESIGNER COLLECTION* AS GORGEOUS AS IT WAS WHEN FIRST INSTALLED.



### CLEANING

The surface should be wiped clean using a damp cloth. To remove dried spots or rings, use a mild detergent or liquid soap with a damp cloth.

### MAINTENANCE

Do not apply any penetrating or topical sealers to any *Designer Collection* color, except for Fair Pearl, which should be sealed according to *Classic Collection* instructions (due to the presence of natural shells).

### PRODUCTS TO AVOID

**Some solvents and household products can damage the surface:**

- Products with pumice / abrasive scrubbing pads
- Rust and paint removers
- Lacquer thinner
- Nail polish remover
- Products containing hydrofluoric acid, methylene chloride, trichloroethylene
- Products with a very high or very low PH

If contact with any of these products occurs, wipe up immediately and wash the area thoroughly with a mild soap solution, then rinse with water.

**Note:** *Designer Collection* is not impervious to direct contact with heat and is not fracture proof. Be aware of these potentially damaging forces to your surfaces.

## **WARRANTY**

### **POLYCOR VETRAZZO INC. 10-YEAR LIMITED WARRANTY**

Polycor Vetrazzo, manufacturer of Vetrazzo surface products, will warrant to the owner of the original installation of Vetrazzo surface products, for a period of ten (10) years from the original date of installation, that the surface products will be free from manufacturing defects, provided, however, the surface products are fabricated and installed by a Vetrazzo Certified Fabricator. A list of Vetrazzo Certified Fabricators can be obtained by emailing Customer Service at [info@vetrazzo.com](mailto:info@vetrazzo.com). This warranty only covers the replacement of the failed surface product during the warranty period. Polycor Vetrazzo shall hence have no other liability for any other loss, expense or damage resulting directly or indirectly from the installation of the Vetrazzo surface products. This warranty does not cover installation costs.

#### **CONDITIONS**

- A. This warranty applies only to Vetrazzo surface products.
- B. This warranty applies only to installations that are permanently installed in residences and that have not been moved from original installations.
- C. This warranty does not cover surface products that have not been paid for in full.
- D. This warranty only applies to surface products that have been maintained according to the Vetrazzo Care + Maintenance Guide provided at the time of installation or available at [www.vetrazzo.com](http://www.vetrazzo.com).
- E. To request service under this warranty you must contact the entity from which you purchased Vetrazzo or contact the warranty administrator at Polycor Vetrazzo directly at 770-735-2611 or by emailing [info@vetrazzo.com](mailto:info@vetrazzo.com).
- F. Installations must be registered, in order for this warranty to be valid, within 30 days following purchase of your Vetrazzo surface products by registering the warranty online at [www.vetrazzo.com/register-your-installation](http://www.vetrazzo.com/register-your-installation). You must agree to cooperate with Polycor Vetrazzo or its authorized agents in the inspection of the product and will assist us in efforts to perform our obligations under this warranty. In order for this warranty to remain valid for the whole 10-year period, the owner shall, between the 5th and 6th year following registration, contact Polycor Vetrazzo to confirm that they are still the owner of the Vetrazzo surface products by contact the warranty administrator at Polycor Vetrazzo directly at 770-735-2611 or by emailing [info@vetrazzo.com](mailto:info@vetrazzo.com). Failure to complete such process shall cause this warranty to expire on the 6th anniversary date of your Vetrazzo surface products' registration.
- G. This warranty is not transferable during the warranty period. It is only issued to the original owner of the surface products, or the original owner of the residence into which the surface products have been installed and shall expire upon transfer of ownership of said products to a third party. Under no circumstances will this warranty exceed ten (10) years from the original date of installation.
- H. All decisions regarding this warranty are at the sole discretion of Polycor Vetrazzo and will be communicated to the end user promptly.

## WARRANTY

### EXCLUSIONS

1. This warranty does not cover flooring applications.
2. Negligent routine maintenance that result in minor conditions such as stains, acid etching and water spots that are a function of proper care and maintenance and which may be corrected by following the techniques specified in the Care and Maintenance Guide are not covered.
3. Aesthetic variations in color, glass aggregate particle size and distribution are expected with the use of recycled materials and are not considered a product defect.
4. This warranty does not cover products installed in outdoor applications
5. This warranty does not cover improper use or abuse. "Improper use or abuse" includes, but is not limited to, damage from mishandling or misuse, damage from excessive heat or uneven exposure to weather conditions, physical or chemical abuse, and damage from improper care and maintenance. Please note that abusive treatment to product edging may result in chipping and loss of glass aggregate. This is not considered a product defect and can often be repaired by a Certified Vetrazzo Fabricator or stone restoration contractor at the customer's cost.
6. This warranty is only valid if the surface product was purchased from an Authorized Vetrazzo Reseller and installed by an Authorized Vetrazzo Fabricator.
7. This warranty does not cover failures due to fabricators not following the prescribed fabrication and installation procedures as outlined by Polycor Vetrazzo. Improper fabrication or installation is the responsibility of the fabricator/installer.
8. This warranty does not cover seam appearance or seam performance.
9. This warranty does not cover additional modifications such as plumbing, electrical, tile, cabinets, etc. that may be necessary to repair or replace the Vetrazzo product covered by this limited warranty.
10. Polycor Vetrazzo is not responsible for damage or injury caused in whole or part by acts of God, job site conditions, architectural or engineering design, structural movement, acts of vandalism or accidents.
11. This warranty does not cover products installed with known or visible manufacturing defects at time of installation, including but not limited to color variance or flatness deviation beyond defined tolerances as defined by the Marble Institute of America's guidelines.



## WARRANTY

### GENERAL LIMITATIONS

Polycor Vetrazzo's obligation under this warranty is limited solely to the replacement of the failed surface product. Such replacement, however, shall not include the performance of any other repairs or modifications that may be necessary to achieve the actual replacement of the failed surface product (such as, for example, any plumbing, electrical, tile or wall surfacing repairs or modifications). Such other repairs and modifications shall be the responsibility of the customer. If Polycor Vetrazzo determines the likelihood of failure reoccurrence to be high, Polycor Vetrazzo retains the option to refund the original purchase price or to offer a buy-out financial settlement for the fabricated surface product and/or installation thereof paid by the customer in full and final satisfaction of its warranty obligation hereunder.

In order to obtain service under this limited warranty, i) conditions precedent to the validity of this warranty, namely those conditions described in paragraph F hereof, must be satisfied and ii) you must permit your Authorized Vetrazzo Fabricator or Polycor Vetrazzo's authorized agents to inspect your Vetrazzo surface product at your residence. You must also fully cooperate with your fabricator and Polycor Vetrazzo's agents in the efforts to service this limited warranty.

Except to the extent expressly stated herein or otherwise required by applicable law, Polycor Vetrazzo disclaims all warranties and representations, expressed or implied, statutory or otherwise, including without limitation, any implied or expressed warranties of non-infringement of third party rights, satisfactory quality, merchantability or fitness for a particular purpose, and Polycor Vetrazzo shall not be responsible or liable, in either contract or tort, and whether or not Polycor Vetrazzo has been advised of the possibility of such loss or damage, for any loss or damage, including, without limitation, direct, indirect, special, consequential or incidental damages, arising out of the inability to use or delays in installation of the surface products manufactured by Polycor Vetrazzo.

This is the only warranty offered by Polycor Vetrazzo for its surface products. No one other than Polycor Vetrazzo is authorized to make any warranty promise with respect to Vetrazzo surface products.





P.O. BOX 238  
200 GEORGIA MARBLE LANE  
TATE, GEORGIA, 30177, U.S.A.

P 1-770-735-2611  
P 1-800-334-0122  
F 1-770-735-2236

